

TEL. 9554725, 55110031

PABX-575,

Mail: fxdeal@janatabank-bd.com

Exchange Rate Circular - 116

EFFECTIVE DATE: 24-26 June 2021

JANATA BANK LIMITED

TREASURY DEPT.(FRONT OFFICE)

HEAD OFFICE, DHAKA

INDICATIVE ONLY: Rates may vary in the

same day

For Previous Rate Sheet Click

<https://goo.gl/URA0t4>

DATE : 24 Jun 2021

Thursday

A) CROSS RATE OF SYD, TOK, HKG &amp; S.E. ASIAN MARKETS AS ON 24/06/2021

	GBP/USD	EUR/USD	USD/JPY	USD/C.DLR	USD/S.FRA	AUD/USD
SELLING	1.3958	1.1924	111.0000	1.2208	0.9193	0.7637
BUYING	1.3957	1.1923	111.0100	1.2208	0.9197	0.7637

B) JANATA BANK LTD'S CASH

CURRENCY &amp; T.C TO PUBLIC TK PER UNIT OF FOREIGN CURRENCY

SELLING	CURRENCY	BUYING	SELLING	CURRENCY	BUYING
86.9000	US Dollar	84.5000	23.5000	Saudi Riyal	20.7000
118.0000	G. B. Pound	112.0000	24.0000	UAE. Dirham	21.5000
103.0000	Euro	97.5000	20.8000	MAL.Ringit	18.0000
65.3763	Aus. Dollar	55.9263	1.2400	Indian Rupee	1.1500

BE SAME AS SELLING T.T.&amp; O.D AND BUYING O.D. TRANSFER

C) SELLING		NAME OF CURRENCY	BUYING			
T.T.& O.D.	B.C.		T.T.CLEAN	T.T.DOC	O.D.SIGHT EXP.BILLS	O.D. TRANSFER
84.9500	84.9500	US Dollar	84.2000	84.1500	84.1000	83.9000
120.6572	120.7990	G. B. POUND	117.0495	116.8739	116.6289	116.1639
103.3456	103.5814	EURO	99.4593	98.8020	98.6573	98.4626
0.7885	0.7948	JP.YEN	0.7615	0.7547	0.7535	0.7032
71.5978	71.7763	CAN.DLR	70.1654	70.0862	69.8737	69.2156
93.8431	94.0052	SWISS.FRANC	92.3605	92.1626	92.0638	91.5273
223.1445	222.9255	OMANIAN RIYAL	218.9787	211.7451	211.1036	205.0000
11.2500	11.4257	H.K.DLR	10.9161	10.9045	10.8726	10.8408
64.0000	66.7127	SING.DLR	62.9764		61.7259	58.0000
2.6884	2.6929	THI.BAHT	2.6546		2.6440	2.6363
20.5901	20.6096	MAL.RINGIT	20.3359		20.2550	20.1957
23.3010	23.3092	UAE.DIRHAM			22.9816	22.9975
22.8256	22.8836	SAUDI RIYAL			22.5067	22.4400
20.5000	21.8563	QATAR RIYAL				19.0000
280.0000	287.3550	KUWAIT DINAR				250.0000
225.0060	224.3476	BAHRAIN DINAR				215.7989
13.5605	14.1608	CHINESE YUAN				12.5000

D) USANCE RATE:	30 DAYS	60 DAYS	90 DAYS	120 DAYS	150 DAYS	180 DAYS
US Dollar	83.5988	83.1077	82.6165	82.1253	81.6342	81.1430
G. B. POUND	115.9461	115.2633	114.2879	113.8977	113.2150	112.5322
EURO	98.0771	97.4969	96.6681	96.3366	95.7564	95.1762

E) FORWARD RATE:		1 MONTH	2 MONTHS	3 MONTHS	6 MONTHS	1 YEAR
SELLING	US Dollar	85.5270	85.8040	86.1309	87.3119	0.0000
BUYING	US Dollar	84.6053	85.0604	85.3158	86.5315	0.0000


F) NFCD INTT RATE, EFFECT ON: 16.06.2021 To 30.06.2021	1 MONTH	3 MONTHS	6 MONTHS	12 MONTHS
US Dollar	0.08155	0.12444	0.15225	0.23267
G. B. POUND	0.05511	0.08105	0.10711	0.16633
EURO	0.00000	0.00000	0.00000	0.00000


G) LIBOR AS ON 23/06/2021 , 60 DAYS 0.12013 90 DAYS 0.14725 180 DAYS 0.15938


H) INDICATIVE RATE OF 01 SDR ,USD WITH NTL, CUR OF ACU MEMBERS AS IMF RATE 18/06/2021	IN.RS	N.RS	SL.RS	PK.RS	BD TK	USD
USD 1	74.1442	110.8526	176.3523	135.5425	84.5800	
SDR 1	105.9322	158.3787	251.9603	193.6540	120.8422	1.4287

IN CASE OF AUS. DOLLAR CASH RATE WILL BE USED FOR T.T ALSO

Rates mentioned in row C, D, E and F are applicable only for bank's own customers.

  
Md. Nur Islam  
PO  
Prepared By

  
Syeda Hasinatul Jannat  
SPO  
Checked By

  
Shipra Biswas  
AGM  
Authorized Signature

  
Md. Yakut Mia  
DGM  
Authorized Signature